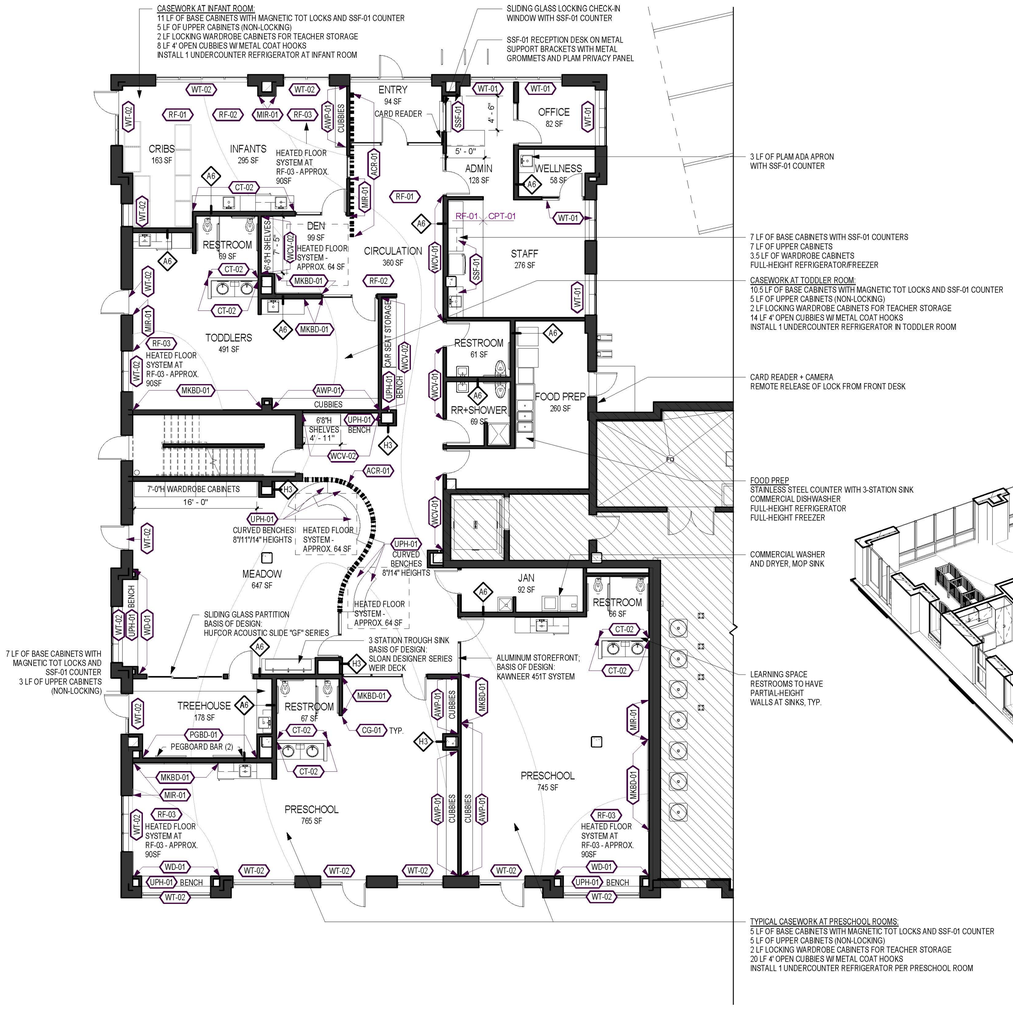

1 A100 **Floor Plan**

1/8" = 1'-0"

0' 2' 4' 8' 16'

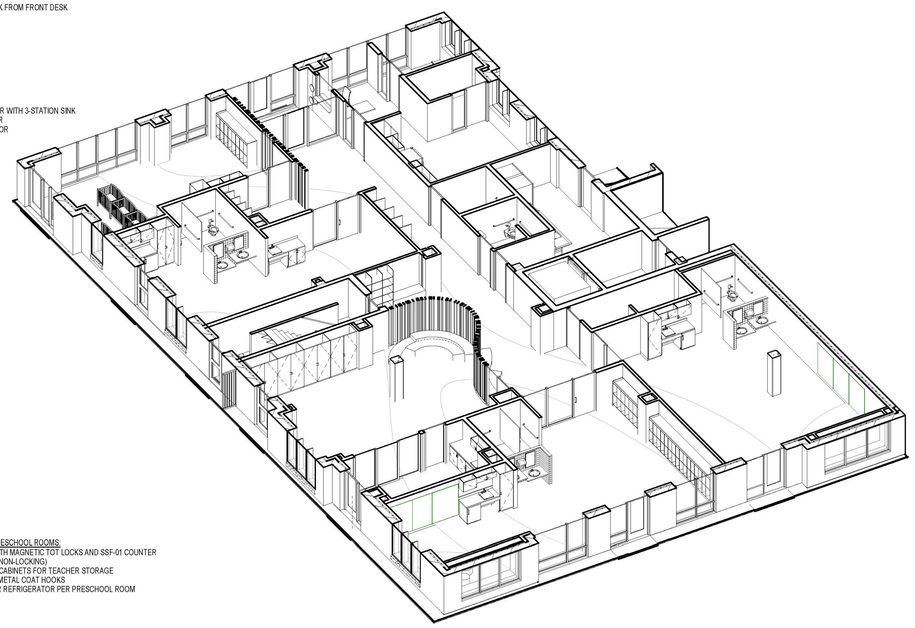

2 A100 **Building Axon**

General Notes

1. REFER TO COLOR & FINISH SCHEDULE FOR MORE SPECIFIC FLOOR, CEILING, WALL AND FINISH INFORMATION.
2. ALL GYP WALLS AT CORRIDORS, MEADOW, AND CHILDCARE ROOMS TO BE ABUSE RESISTANT GYP.
3. ALL WALLS TO BE TYPE A3 FLOOR TO DECK WITH INSULATION FOR ACOUSTIC SEPARATION, U.N.O.
4. ALL STOREFRONTS TO BE FULL-HEIGHT WITH CLEAR ANODIZED ALUMINUM FRAME FINISH AND GLAZED PANELS; BASIS OF DESIGN: KAWNEER 451T SYSTEM
5. ALL GYP WALLS TO BE PAINTED PT-01, U.N.O.
6. ALL GYP CEILINGS AND SOFFITS TO BE PAINTED PT-01, U.N.O.
7. ALL TILED WALLS TO BE FULL HEIGHT, U.N.O.
8. INSTALL CT-01 BACKSPLASH FROM TOP OF COUNTERTOP TO UNDERSIDE OF UPPER CABINETS AT ALL SINKS, U.N.O.
9. ALL FRP WALLS TO HAVE FRP UP TO 5'-0" AFF, PT ABOVE
10. INSTALL RB-01 COVED RUBBER BASE AT ALL GYP/FRP WALLS, U.N.O.
11. INSTALL RB-01 COVED RUBBER BASE AT BASE OF CASEWORK, TYP.
12. INSTALL MTLT-01 METAL COVE BASE AT ALL TILE WALLS, U.N.O.
13. INSTALL MTLT-02 METAL TRIM AT ALL EXPOSED TILE EDGES AND OUTSIDE TILE CORNERS, U.N.O.
14. PROVIDE FLUSH TRANSITIONS AT ALL FLOORING MATERIAL CHANGES. PROVIDE TRANSITION STRIPS AS REQ'D.
15. FLOOR MATERIAL TRANSITIONS TO OCCUR AT CENTER OF DOOR FRAME, U.N.O.
16. PROVIDE BLOCKING AT ALL GYPSUM BOARD WALLS RECEIVING WALL MOUNTED EQUIPMENT, TECHNOLOGY (PROJECTORS AND MONITORS), DECORATIVE SIGNAGE, MARKERBOARDS, AND CASEWORK, NO EXCEPTIONS.
17. INSTALL ACRYLIC ROOM SIGNAGE AT ALL ROOMS.
18. INSTALL CG-01 CORNER GUARDS AT ALL OUTSIDE GYP CORNERS.
19. INSTALL WCV-01 FELT FULL-HEIGHT OVER CORK BACKER, U.N.O.
20. ALL CASEWORK TO HAVE PLAM-01 FINISH, WHITE MELAMINE INTERIOR, AND HDWR-01 DRAWER AND DOOR PULLS.
21. ALL COUNTERTOPS TO BE SSF-01 SOLID SURFACE WITH 4"H BACKSPLASH AND SIDESPLASHES AT PERPENDICULAR SURFACES.
22. INSTALL ALL MKBD-01 4"AFF, U.N.O.
23. ALL WINDOWS IN OFFICES AND STAFF SPACES TO HAVE WT-01; ALL WINDOWS AT CHILDCARE ROOMS TO HAVE WT-02 BLACK OUT SHADES.
24. ALL INTERIOR DOORS TO HAVE WDV-01 FINISH, U.N.O.
25. INSTALL SOAP DISPENSER AND PAPER TOWEL DISPENSER AT ALL SINKS.

NOTE: SEE GEOTECH REPORT FOR SUB-GRADE PREPARATION REQUIREMENTS

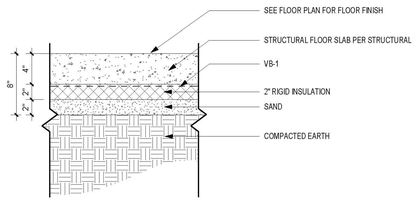

F SOG-A **Insulated Concrete Slab on Grade**

(TYPICAL THROUGHOUT)

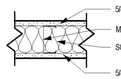

Type	Stud Width	STC Ratings
A3	3 5/8"	40
A4	4"	40
A6	6"	40

A **1 Layer GB Each Side, Full Height, Non Fire-Rated**

NOTE: INSTALL ALL WALLS TO DECK, U.N.O.

WALL TO DECK

PARTIAL HEIGHT WALL TO 4'-6" A.F.F.

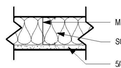

Type	Stud Width	STC Ratings
H1	1 5/8"	-
H2	2 1/2"	-
H3	3 5/8"	34
H4	4"	34
H6	6"	34

H **1 Layer GB One Side**

Cuningham

201 SE Main Street | Suite 325 | Minneapolis | MN 55414
cuningham.com

SD PRICING PACKAGE - 10/13/2021

PRELIMINARY NOT FOR CONSTRUCTION

Revisions

No.	Date	Description

Project Information

Phase:	SD	Date:	10/13/2021
Project No.:	21-0267	PIC / AIC:	

Rise Early Learning

Sheet Title

Floor Plan

Sheet Number: A100

Current Revision

Copyright © 2021 by Cuningham | All Rights Reserved.

10/13/2021 1:08:48 PM
BIM 360://21-0267 - Rise Early Learning Center/21-0267_Rise Early Learning.rvt